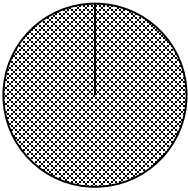
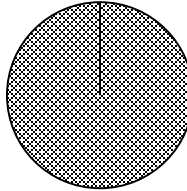


**Environmental Disclosure Information – Quarterly Comparisons**


**Clearview Electric, Inc. d/b/a Clearview Energy**

**Projected Data for the 2019 Calendar Year**

**Actual Data for the Period 01/01/19 to 9/30/19**

<b>Generation Resource Mix -</b> A comparison between the sources of generation projected to be used to generate this product and the actual resources used during this period.	<b>Projected</b>  100% Hydro  	<b>Actual</b>  100% Hydro  
--	---	--

<b>Environmental Characteristics–</b>  A description of the characteristics associated with each possible generation resource.	Biomass Power	Air Emissions and Solid Waste
	Coal Power	Air Emissions and Solid Waste
	Hydro Power	Wildlife Impacts
	Natural Gas Power	Air Emissions and Solid Waste
	Nuclear Power	Radioactive Waste
	Oil Power	Air Emissions and Solid Waste
	Other Sources	Unknown Impacts
	Solar Power	No Significant Impacts
	Unknown Purchased Resources	Unknown Impacts
	Wind Power	Wildlife Impacts

<b>Air Emissions –</b>  Product-specific projected and actual air emissions for this period compared to the regional average air emissions.	Carbon dioxide Nitrogen oxides Sulfur Dioxide	
---	---	--

<b>Radioactive Waste –</b>  Radioactive waste associated with the product.	<b>Type:</b>	<b>Quantity:</b>	
	High-Level Radioactive Waste	Unknown	Lbs./1,000 kWh
	Low-Level Radioactive Waste	Unknown	Ft <sup>3</sup> /1,000 kWh

With in-depth analysis, the environmental characteristics of any form of electric generation will reveal benefits as well as costs. For further information, Clearview Energy at [www.ClearviewEnergy.com](http://www.ClearviewEnergy.com) or by phone at 1-800-746-4702.